

TRANSMISSION 741

Section View

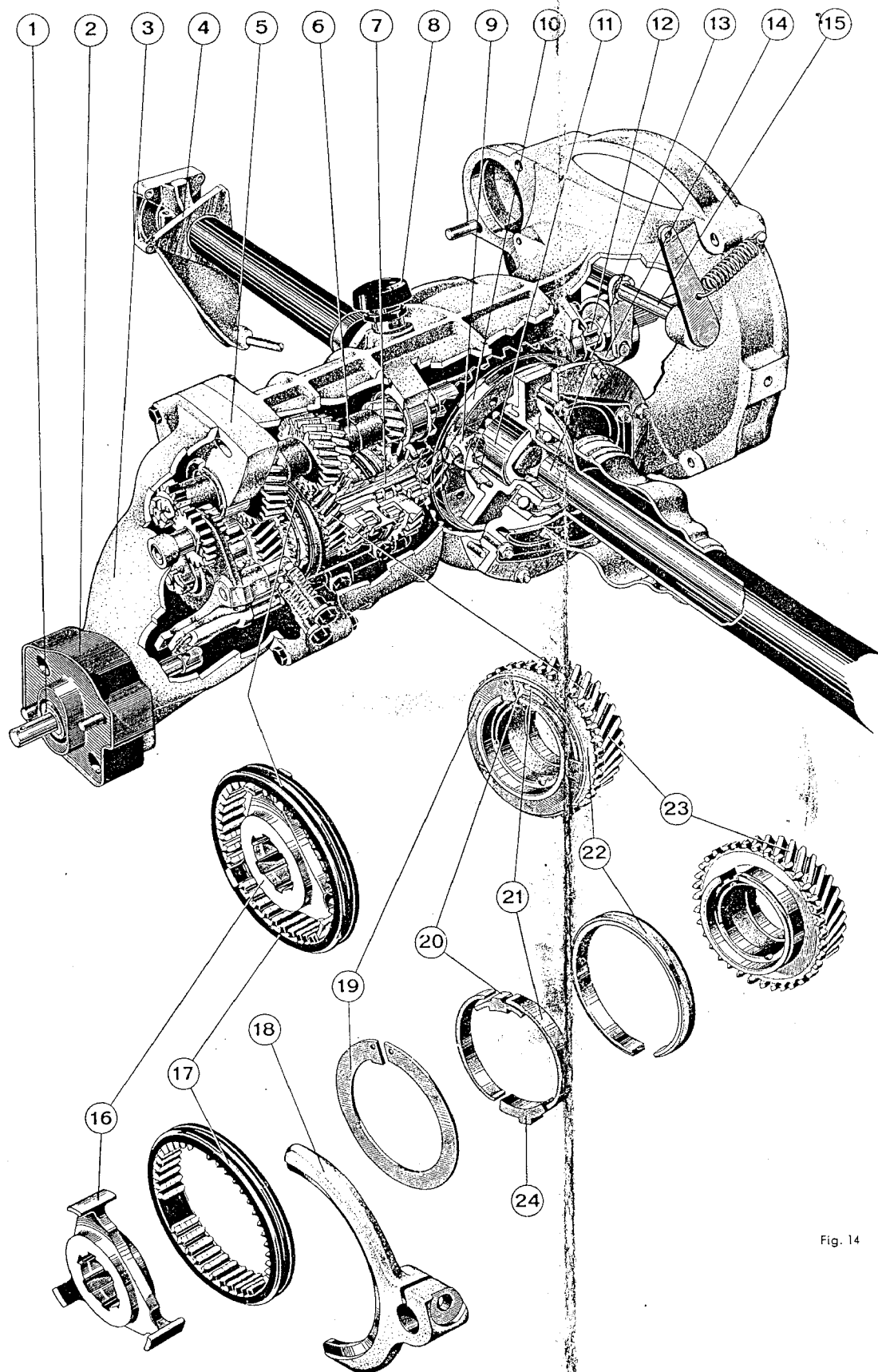


Fig. 14

Porsche Rear Axle and Lock Synchronized Gearbox, Type 741

(Section View)

- ① Oil Seal
- ② Front transmission mounting
- ③ Gearbox cover
- ④ Axle tube end flange with shock absorber extension
- ⑤ Intermediate plate
- ⑥ Main shaft
- ⑦ Pinion shaft and pinion
- ⑧ Breather
- ⑨ Differential pinion
- ⑩ Ring gear
- ⑪ Differential side gear
- ⑫ Clutch release bearing guide
- ⑬ Rear axle shaft
- ⑭ Clutch release bearing
- ⑮ Clutch release pivot shaft
- ⑯ Spider
- ⑰ Sliding sleeve
- ⑱ Selector fork
- ⑲ Lock ring
- ⑳ Brake band stop
- ㉑ Brake band
- ㉒ Synchronizing ring
- ㉓ Third gear on pinion shaft with synchronizing element
- ㉔ Slider

TRANSMISSION WITH REAR AXLE AND REAR SUSPENSION

Coupe, Cabriolet, Hardtop and Roadster with 1600 and 1600 Super Engines.

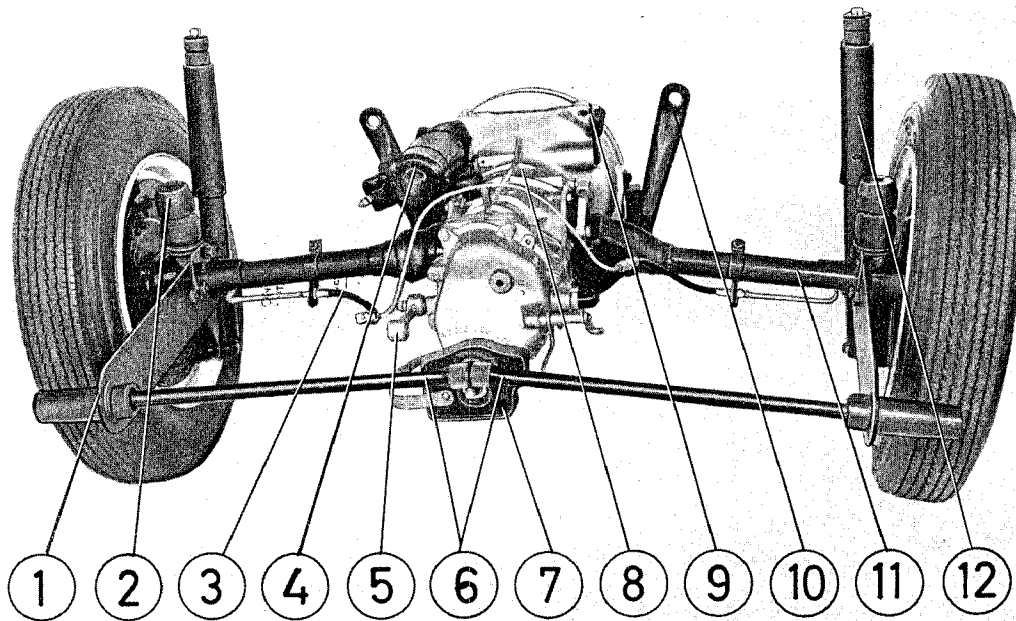


Fig. 15

- | | |
|-------------------------|-----------------------------------|
| ① Radius arm, right | ⑦ Forward transmission support |
| ② Buffer | ⑧ Transmission |
| ③ Brake hose, right | ⑨ Clutch pivot shaft |
| ④ Starter | ⑩ Transmission mount |
| ⑤ Adjustable torque rod | ⑪ Axle tube, left |
| ⑥ Rear torsion bars | ⑫ Telescopic shock absorber, left |

REAR AXLE, ENGINE BOLTED TO TRANSMISSION

Bottom view (without compensating spring).




Fig. 17

- | | |
|-------------------------------------|---|
| ① Radius arm, right | ⑫ Connection for brake hose and brake line, right |
| ② Heater flap, right | ⑬ Flexible heater connector, right |
| ③ Brake hose connector | ⑭ Brake hose, right |
| ④ Adjustable torque rod | ⑮ Starter |
| ⑤ Bellows for shift linkage | ⑯ Oil drain plug for transmission |
| ⑥ Forward transmission support | ⑰ Transmission mount |
| ⑦ Bell crank for throttle linkage | ⑱ Axle boot, left |
| ⑧ Hand brake cable, left | ⑲ Clutch cable housing |
| ⑨ Control rod for heater flap, left | ⑳ Heater box, left |
| ⑩ Radius arm, left | ㉑ Brake hose, left |
| ⑪ Telescopic shock absorber, right | ㉒ Telescopic shock absorber, left |

TRANSMISSION WITH REAR AXLE AND REAR SUSPENSION

Coupe, Cabriolet, Hardtop and Roadster with 1600 S-90 and Carrera Engines.




Fig. 16

- | | |
|-----------------------------------|---|
| ① Buffer | ⑩ Adjustable torque rod |
| ② Brake hose connector | ⑪ Ground strap (Transmission to chassis) |
| ③ Starter | ⑫ Forward transmission support |
| ④ Transmission | ⑬ Torsion bar, left |
| ⑤ Clutch pivot shaft | ⑭ Back-up light switch |
| ⑥ Transmission mount | ⑮ Brake hose, left |
| ⑦ Telescopic shock absorber, left | ⑯ Compensating spring |
| ⑧ Radius arm, right | ⑰ Adjustable mounting for compensating spring |
| ⑨ Axle tube, right | |