

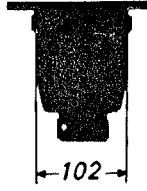





# TYPE 741 TRANSMISSION

Beginning with transmission Serial No. 51017

Shown below for comparison with type 741 transmission up to transmission No. 51016 are modifications incorporated into transmissions beginning with transmission No. 51017. Service operations outlined in the 356 B Service Manual and supplements are not affected by these changes.

Up to Transmission No. 51016		Beginning with transmission No. 51017	
Nomenclature, Part Number, and Interchangeability	Characteristic	Nomenclature, Part Number, and Interchangeability	Characteristic
Gearbox housing 741.301.010.00 light alloy casting	See text	Gearbox housing 741.301.010.00 light alloy casting with infused cast iron bearing seat inserts	See text
Intermediate plate 741.301.221.01 light alloy casting	See text	Intermediate plate 741.301.221.01 light alloy casting for gearbox 741/0A and 741/2A. Intermediate plate 741.301.221.10 cast iron for gearbox 741/8A	See text
Input shaft 519.20.249, 1st speed with 11 teeth. (Usable only with differential housing 519.32.101)		Input shaft 741.302.101.10, 1st speed with 11 teeth	
Differential housing 519.32.101		Differential housing 741.332.101.00 usable only with input shaft 741.301.101.10 *	
No. 2 gear for 1st speed, gear tooth width 10,8 mm		No. 2 gear for 1st speed, gear tooth width 12.4 mm. This gear cannot be installed in gearbox housings preceding No. 51 017 *	

\* For the present only installed in cars with engine type 1600 S-90