

## INTERCHANGEABILITY OF INPUT SHAFTS

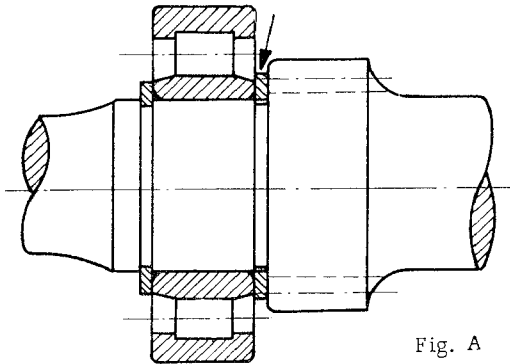


Fig. A illustrates the standard location of an intermediate ring between gear 1 for the 1st speed on the input shaft 741.302.101.10 and the roller bearing, from transmission No. 51017.

The intermediate ring has spare part No. 741.302.296.00.

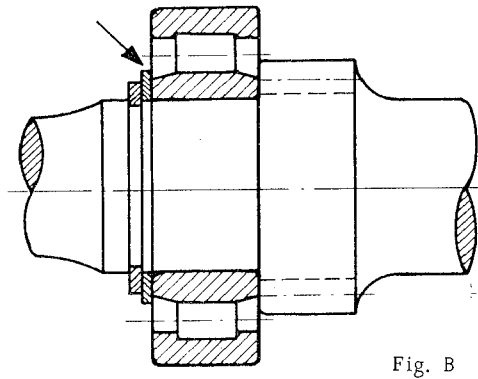


Fig. B illustrates the location of the intermediate ring when installed with input shaft 741.302.101.10 in a transmission housing 644.20.010 or 716.301.010 or 741.301.010.00.

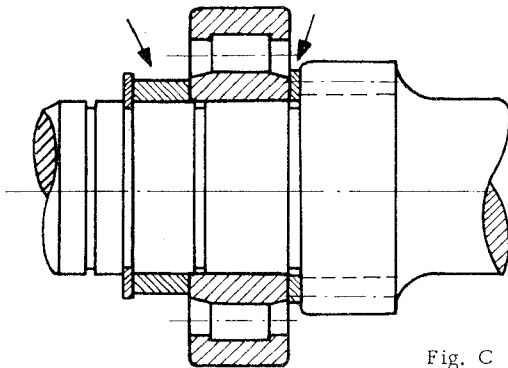


Fig. C illustrates the location of the intermediate ring and distance ring, when installed with input shaft 519.20.249 in a transmission housing 741.301.010.10.

The distance ring has spare part No. 644.20.209.