

Removing and Installing Oil Deflector at Rear Wheel Hub

Removal

1. Bend back safety-flared tube end of oil deflector.
2. Withdraw oil deflector by using 2 large screwdrivers and 2 spacer plates.

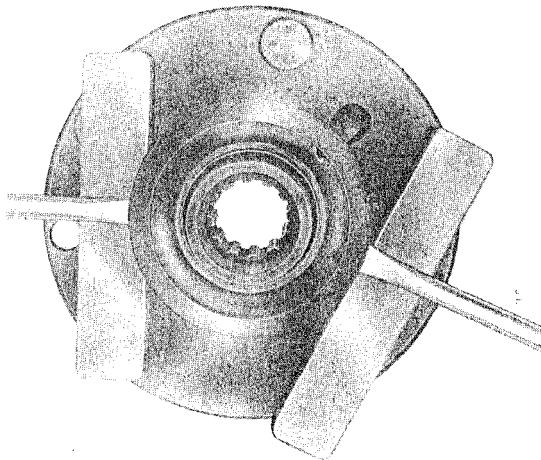


Fig. 23

Installation

1. Place oil deflector on the wheel hub by inserting the drain tube into the appropriate hole.
2. Press on the oil deflector on VW Press 400F, using special tools VW 412, Pipe 2, VW 432, and VW 401.

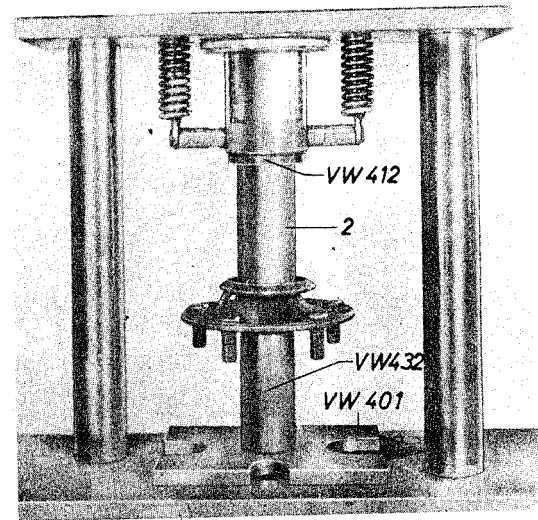


Fig. 24

3. Using a flare punch, flare out the drain tube end to secure it.

Sketch for local manufacture of Pipe 2

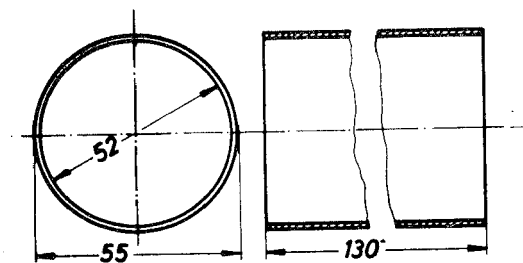


Fig. 25

52 mm = 2.05 in., 55 mm = 2.17 in., 130 mm = 5.12 in.